

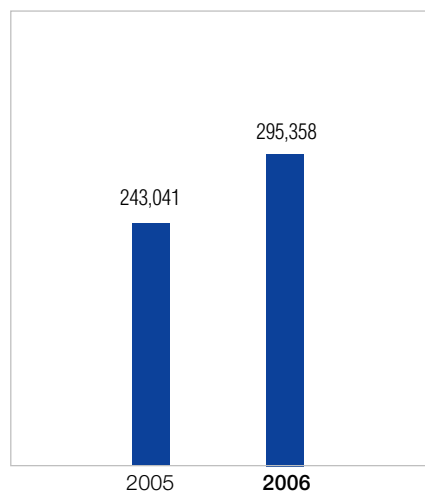
FINANCIAL HIGHLIGHTS

	2006	2005	Growth
Operating revenue (Turnover) (RMB Million)	295,358	243,041	21.5%
EBITDA (RMB Million)	159,574	133,338	19.7%
EBITDA margin	54.0%	54.9%	
Profit attributable to shareholders (RMB Million)	66,026	53,549	23.3%
Basic earnings per share (RMB)	3.32	2.71	22.5%
Dividend per share – Interim (HK\$)			
– Ordinary	0.62	0.45	
– Special	0.09	–	
– Final (HK\$)			
– Ordinary	0.763	0.57	
– Special	0.069	–	
– Full year (HK\$)	1.542	1.02	

Note:
Financial information for the year 2006 set out in this Financial Highlights includes the operating results of the Company, its thirty-one subsidiaries in Mainland China and the newly acquired China Mobile Peoples Telephone Company Limited whereas that of the year 2005 includes the operating results of the Company and its thirty-one operating subsidiaries.

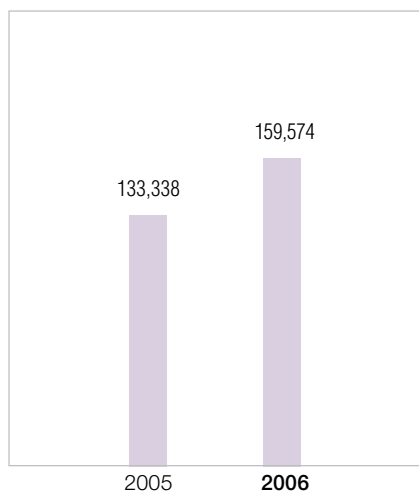
OPERATING REVENUE (TURNOVER)

(RMB Million)



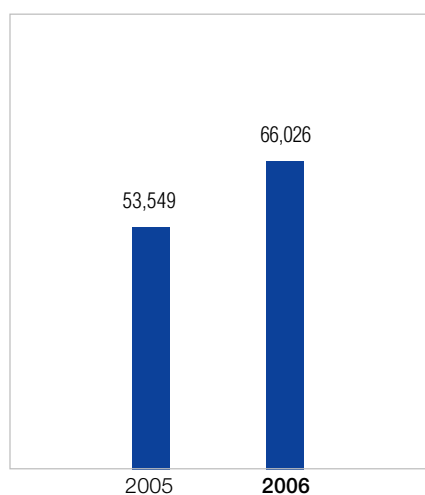
EBITDA

(RMB Million)



PROFIT ATTRIBUTABLE TO SHAREHOLDERS

(RMB Million)



BASIC EARNINGS PER SHARE

(RMB)

